

2138557-1 ✓ ACTIVE

Generation Y Connector System

TE Internal #: 2138557-1

Housing for Female Terminals, Wire-to-Wire / Wire-to-Device /
Wire-to-Board, 2 Position, .1 in [2.54 mm] Centerline, Generation Y
Connector System

[View on TE.com >](#)



Connectors > Automotive Connectors > Connector Housings



Connector & Housing Type: **Housing for Female Terminals**

Mating Tab Width: **.64 mm [.025 in]**

Connector System: **Wire-to-Board, Wire-to-Device, Wire-to-Wire**

Number of Positions: **2**

Centerline (Pitch): **2.54 mm [.1 in]**

Features

Product Type Features

Connector Shape	Rectangular
Connector & Housing Type	Housing for Female Terminals
Connector System	Wire-to-Board, Wire-to-Device, Wire-to-Wire
Sealable	No
Hybrid Connector	No
Primary Locking Feature	Integrated in Housing

Configuration Features

Number of Positions	2
Number of Rows	1

Body Features

Cable Exit Angle	180°
Body Material	PBT GF
Primary Product Color	Black
Connector Code	A

Contact Features

Contact Size	.64mm
Contact Type	Receptacle



Mating Tab Width	.64 mm[.025 in]
------------------	-----------------

Mechanical Attachment

Mounting Feature	Without
Terminal Position Assurance	Yes
Strain Relief	Without
Mating Alignment Type	Keyed
Mating Alignment	With
Connector Mounting Type	Cable Mount (Free-Hanging)

Housing Features

Centerline (Pitch)	2.54 mm[.1 in]
--------------------	----------------

Dimensions

Product Width	7.64 mm[.301 in]
Product Length	19.2 mm[.756 in]
Product Height	10.05 mm[.396 in]

Usage Conditions

Operating Temperature (Max)	70 °C, 75 °C, 80 °C, 85 °C, 90 °C, 100 °C [158 °F][167 °F][176 °F][185 °F][194 °F][212 °F]
Operating Temperature Range	-40 – 100 °C[-40 – 212 °F]

Operation/Application

Circuit Application	Signal
---------------------	--------

Packaging Features

Packaging Quantity	3600
Packaging Method	Bag

Other

Serviceable	Yes
Connector Position Assurance Capable	No

Product Compliance

[For compliance documentation, visit the product page on TE.com>](#)

EU RoHS Directive 2011/65/EU	Compliant
EU ELV Directive 2000/53/EC	Compliant
China RoHS 2 Directive MIIT Order No 32, 2016	No Restricted Materials Above Threshold



EU REACH Regulation (EC) No. 1907/2006

Current ECHA Candidate List: JUNE 2022 (224)

Candidate List Declared Against: JUNE 2022 (224)

Does not contain REACH SVHC

Halogen Content

Low Halogen - Br, Cl, F, I < 900 ppm per homogenous material. Also BFR/CFR/PVC Free

Solder Process Capability

Not applicable for solder process capability

Product Compliance Disclaimer

This information is provided based on reasonable inquiry of our suppliers and represents our current actual knowledge based on the information they provided. This information is subject to change. The part numbers that TE has identified as EU RoHS compliant have a maximum concentration of 0.1% by weight in homogenous materials for lead, hexavalent chromium, mercury, PBB, PBDE, DBP, BBP, DEHP, DIBP, and 0.01% for cadmium, or qualify for an exemption to these limits as defined in the Annexes of Directive 2011/65/EU (RoHS2). Finished electrical and electronic equipment products will be CE marked as required by Directive 2011/65/EU. Components may not be CE marked. Additionally, the part numbers that TE has identified as EU ELV compliant have a maximum concentration of 0.1% by weight in homogenous materials for lead, hexavalent chromium, and mercury, and 0.01% for cadmium, or qualify for an exemption to these limits as defined in the Annexes of Directive 2000/53/EC (ELV). Regarding the REACH Regulation, the information TE provides on SVHC in articles for this part number is based on the latest European Chemicals Agency (ECHA) 'Guidance on requirements for substances in articles' posted at this URL: <https://echa.europa.eu/guidance-documents/guidance-on-reach>

Compatible Parts



TE Part # 2138558-1
2P GENERATION Y Cap, Single-Pi




TE Part # 1732251-1
Bezel Rectangular


Also in the Series | Generation Y Connector System




Automotive Connector Caps & Covers (16)



Automotive Housings(153)



Automotive Terminals(39)



Insertion & Extraction Tools(1)



Documents

CAD Files

Customer View Model

[ENG_CVM_CVM_2138557-1_A.2d_dxf.zip](#)

English

3D PDF

3D

Customer View Model

[ENG_CVM_CVM_2138557-1_A.3d_igs.zip](#)

English

Customer View Model

[ENG_CVM_CVM_2138557-1_A.3d_stp.zip](#)

English

By downloading the CAD file I accept and agree to the [Terms and Conditions](#) of use.

Instruction Sheets

[Instruction Sheet \(U.S.\)](#)

English